

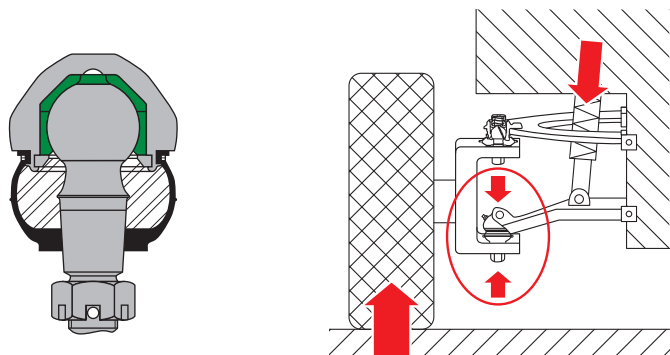
# Ball Joint is the important joint part to support a car.

## What is Ball Joint ?

Ball joint swings freely between the suspension arm and the knuckle arm and follows up and down movement of the tire. It is required sufficient strength and durability in the harsh climate. Ball Joint has 2 types of structure to support car weight, compression type and tensile type.

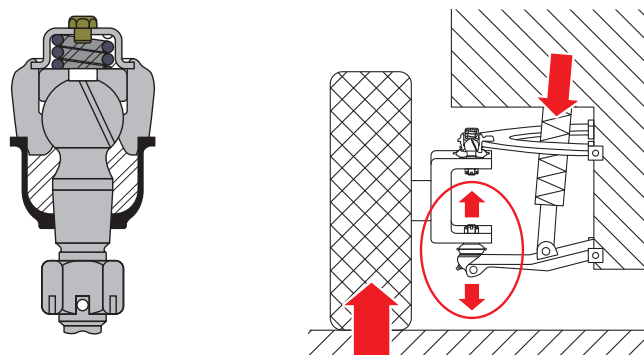
### Compression type ball joint

The load from the suspension arm and the shock from the wheel are pushing with each other at the joint part.



### Tensile type ball joint

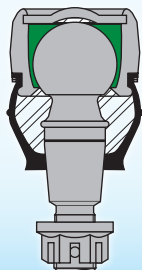
The load from the suspension arm and the shock from the wheel are pulling with each other at the joint part.



### Maintenance of Ball Joint, according to the structural difference.

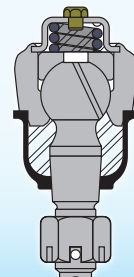
#### Non grease-up type (Plastic type)

Maintenance free



#### Grease-up type (Metal type)

Regular grease-up is required



### If you feel these symptoms...

Abnormal noise occurs when driving.

Heavy handling. Return of handling is not smooth.

Grease is leaking from the product because of torn dust cover.

Replace with **555**  
high quality Ball Joint !!

**SANKEI INDUSTRY CO.,LTD.JAPAN**  
STEERING & SUSPENSION PARTS

305 TAKANO RITTO SHIGA 520-3045 JAPAN [PHONE]81-77-553-0555 [FAX]81-77-553-2408  
http://www.sankei-555.co.jp/ [Mail]info@sankei-555.co.jp




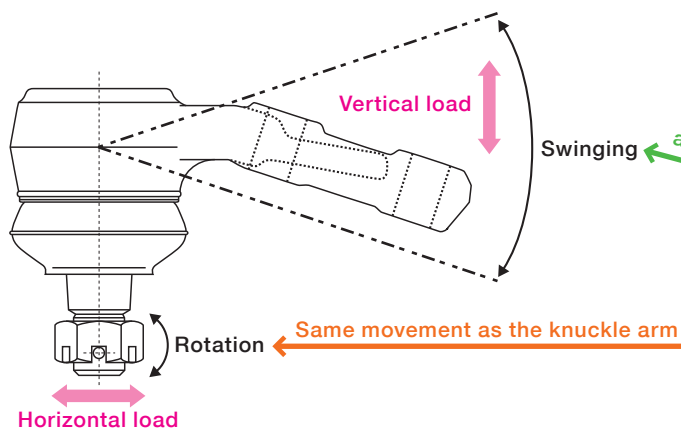
# 555 performs a durability test in order to provide a safe and high-performance ball joint.

Durability test under low and high temperature environment. (-40°C~100°C)



-40°C~100°C

555 conducts a test simulates the actual vehicle fitted condition.



#### Rotation

Machine movement of rotation corresponds to the movement of knuckle arm at the maximum turning of the steering wheel.

#### Swinging

Machine movement of swinging corresponds to the movement of suspension arm when a car is bouncing up and down.

#### Horizontal load

Machine periodically adds the maximum load that a knuckle arm receives.

#### Vertical load

Machine periodically adds the maximum load that a suspension arm receives.

The ball joint is tested 200,000 km in order to evaluate its durability.  
(However, by the driving conditions, you may need to replace parts at an early stage.)

## 555 products always satisfy you !!

