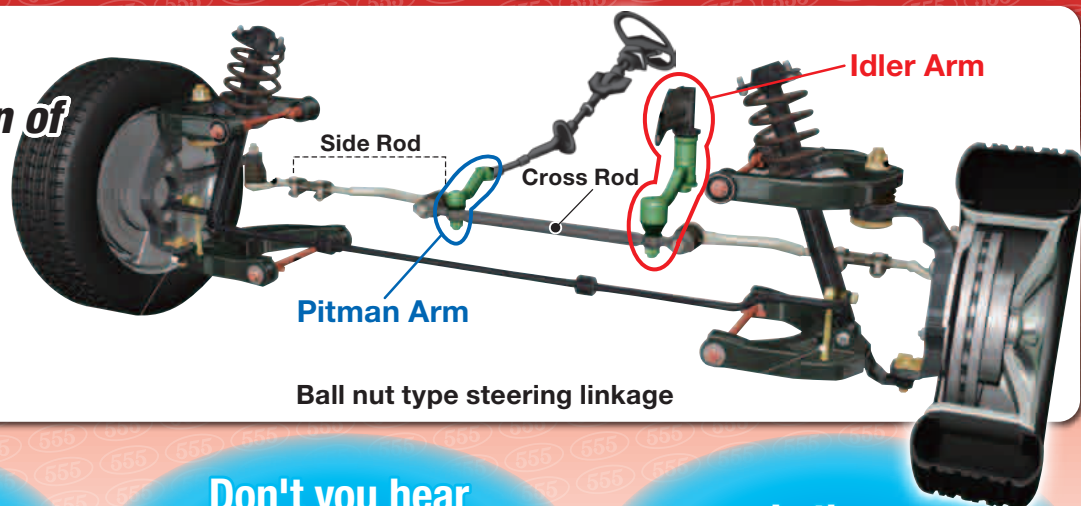


Idler Arm and Pitman Arm **are used as one set of the important** **parts in steering linkage.**

Assembling Position of **Idler Arm** **and** **Pitman Arm**



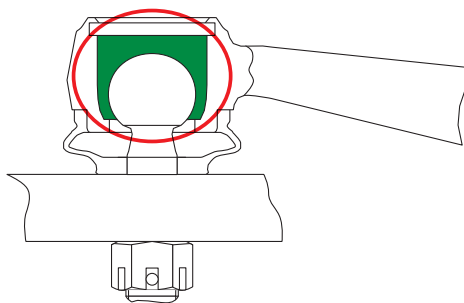
Do you need
to adjust a steering wheel
when
driving straight ?

Don't you hear
a strange noise when
turning
a steering wheel ?

Is there
too much play in
the steering wheel ?

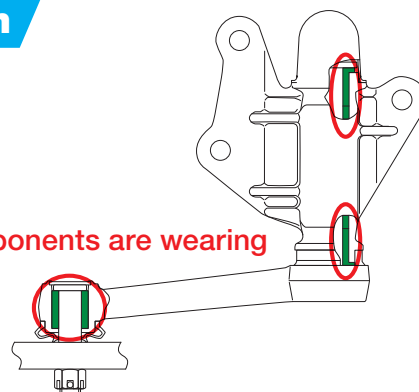
Pitman Arm

Resin components are wearing



Idler Arm

Resin components are wearing



It's time to change out Idler Arm and Pitman Arm.
Choose 555 for the replacement.

It's recommended to change Idler Arm and
Pitman Arm at the same time, as both of them are
worn away together by heavy friction motions.

SANKEI INDUSTRY CO.,LTD.JAPAN
STEERING & SUSPENSION PARTS

305 TAKANO RITTO SHIGA 520-3045 JAPAN [PHONE]81-77-553-0555 [FAX]81-77-553-2408
<http://www.sankei-555.co.jp/> [Mail]info@sankei-555.co.jp



Resin component used in 555 Idler Arm and Pitman Arm

555 selects a high-performance resin for Idler Arm according to the evaluation test data, as a resin composition is a core part of it.



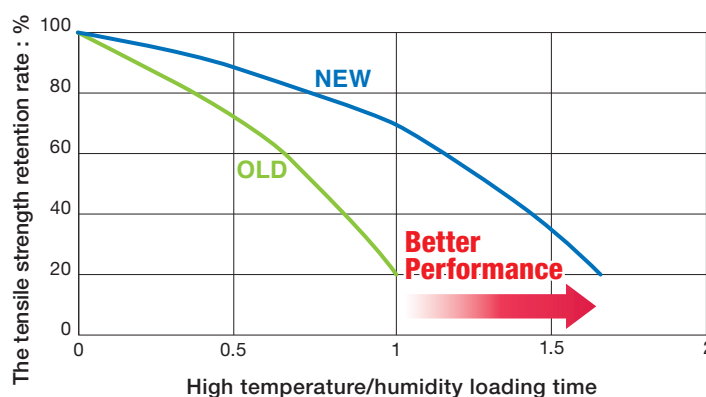
Evaluation testing machine

The temperature and humidity are controlled by the program

Temperature $-40^{\circ}\text{C} \sim +120^{\circ}\text{C}$

Humidity $0\%\text{RH} \sim 100\%\text{RH}$

Evaluation test data for resin performance



Direction for storage

1

Protect from direct sunlight, high temperature and humidity.



2

Strictly keep out of a touch with mineral oil.



3

Store in a dry, dust-free place.



4

No heavy article on the products.



5

Avoid a long-term storage.

